

Evaluation of the efficiency of biocidal products for the oil and gas industry by using microscale cultivations

Henrique Moreira Simon

Maria Filomena de Andrade Rodrigues

Wellington Caio Silva

Alessandra Aparecida Pereira Rodrigues

*Palestra on-line, apresentada INTERNATIONAL CORROSION
CONGRESS, 21., AND THE INTERNATIONAL CORROSION MEETING,
8., 2021, São Paulo. 6 slides*

A série “Comunicação Técnica” compreende trabalhos elaborados por técnicos do IPT, apresentados em eventos, publicados em revistas especializadas ou quando seu conteúdo apresentar relevância pública.

EDIÇÃO VIRTUAL | VIRTUAL EDITION
21st  ICC Congress

INTERCORR
 2021

THE WORLD
CORROSION
ORGANIZATION 

Evaluation of the efficiency of biocidal products for the Oil and Gas industry by using microscale cultivations

Simon, H. M.; Rodrigues, M. F. A.; Silva, W. C.; Rodrigues, A. A. P.

Introduction

- Microbiological routine monitoring of treatment with biocides (O & G industry)
 - Cultivation-dependent methods (quantification of inhibition for species such as SRB)
 - Long time of incubation (slow metabolism / reliable results using MPN method)
- *Objective: Microscale cultivation in anaerobic jar using alternative culture media for determination of Minimal Inhibitory Concentration (MIC)*

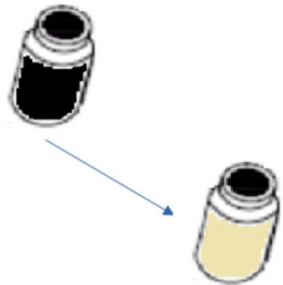


Methods

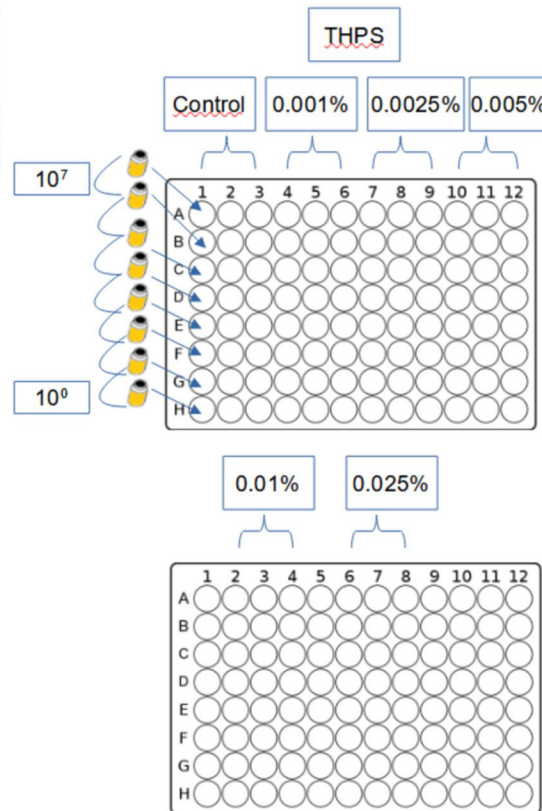
Minimal Inhibitory Concentration (MIC)

"DA Modified" Culture Medium	
Ingredients	g/L
Polypeptone	15.0
Peptone	7.5
Meat Extract	7.5
Yeast Extract	7.5
Ammonium Ferric Citrate, Green	0.75
L-Cysteine hydrochloride monohydrate	0.75
Agar	1.9

Desulfovibrio desulfuricans
(ATCC 29577)
(0.1 mL fresh inoculum – 4-day culture)



strain +
saline solution +
THPS at 5 concentrations (v/v)
(Final Vol.: 10 mL)
contact time: 15 min



Decimal serial dilution
(DA modified medium)

Incubation in
anaerobic jar
(3-day, 30°C)



Conclusions

- DA modified medium satisfactory for growth of the reference strain (values greater than 10^8 MPN/mL).
- Minor decrease in most samples with biocide, compared to the control (1 log scale reduction);

Concentration of THPS	Recovery Cultivation obtained (3-day incubation) (MPN/mL)
0% (control)	$> 9.3 \times 10^8$
0.001%	9.3×10^7
0.0025%	9.3×10^7
0.005%	9.3×10^7
0.010%	$> 9.3 \times 10^8$
0.025%	9.6×10^7

- Difference of bacterial susceptibility between the concentrations not assessed;
- **Microscale method: attractive option**
- (saving of time / labor / material); further tests are planned




References

- [1] NATIONAL ASSOCIATION OF CORROSION ENGINEERS. NACE TM0194-2014: Field monitoring of bacterial growth in Oil and Gas systems. Houston: 2014.
- [2] POSTGATE, J.R. The sulphate-reducing bacteria. 2. ed. Cambridge: Cambridge University Press, 1984, 208 p.
- [3] LIMA, W. B.. Enumeração de Bactérias Redutoras de Sulfato (BRS) em amostras ambientais utilizando microplacas de 96 poços. 104 p., Master's thesis (Environmental Engineering Post-Graduate Program), Technological Center of the Federal University of Espírito Santo, Vitória, 2006.
- [4] NEUMANN, B.. Avaliação de nova metodologia para detecção de Microrganismos Redutores de Sulfato (MRS) aplicada à indústria de Óleo e Gás. 127 p., Masters thesis (Environmental Engineering Post-Graduate Program), Technological Center of the Federal University of Espírito Santo, Vitória, 2012.
- [5] ASTUTI, D. I.; PURWASENA, I. A.; PUTRI, F. Z. Potential of Biosurfactant as an alternative biocide to control biofilm associated biocorrosion. *Journal of Environmental Science and Technology*. V. 11, n. 2 (2018), pp. 104-111.
- [6] FICHTER, J.; JANES, C.; SUMMER, E. J. Identification of microbiocides that mitigate a broad spectrum of problematic microorganisms. CORROSION 2018. Document ID: NACE-2018-11484.
- [7] NAKAO, K.; TANAKA, K.; ICHIISHI, S.; MIKAMO, H.; SHIBATA, T.; WATANABE, K. Susceptibilities of 23 *Desulfovibrio* isolates from humans. *Antimicrobial Agents and Chemotherapy*, v. 53, n. 12 (2009), p. 5308–5311.
- [8] [https://www.bd.com/europe/regulatory/Assets/IFU/US/8010412\(04\)\(0907\)_PT.pdf](https://www.bd.com/europe/regulatory/Assets/IFU/US/8010412(04)(0907)_PT.pdf) Access at: July 2nd 2021.
- [9] COCHRAN, W. G. Estimation of bacterial densities by means of the "Most Probable Number". *Biometrics*, V. 6, n. 2 (1950), pp. 105-116.



Greetings



Supported by



fundação de apoio ao
instituto de pesquisas tecnológicas

Contact:

hsimon@ipt.br
filomena@ipt.br

